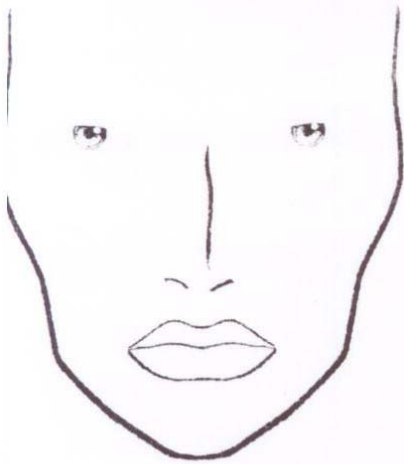


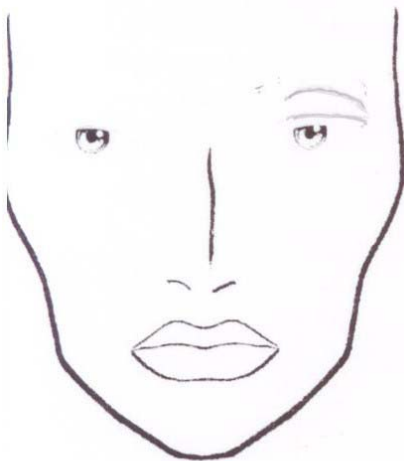
①



Base prep:


- moisturizer
- foundation
- matte powder

- use sponge or brush
- get all of the way in to hairline
- go down neck a little towards ear.

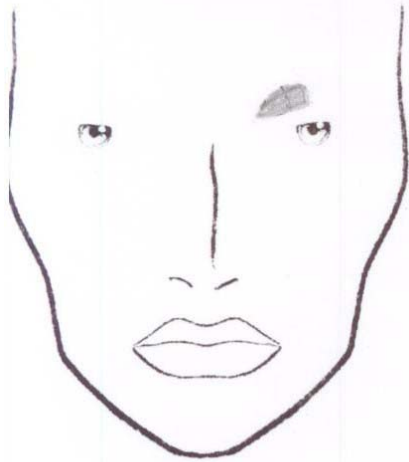


- Apply white eyeliner under eyebrow & along base of lashes.

- apply white eyeshadow all over eye.




- apply dark brown eye shadow in a triangle pattern on the outside. Start at the pupil and work out with angular brush.




2

- apply gold eyeshadow on the inside of the eye from the corner to the white eyeliner and brown shadow. Blend.



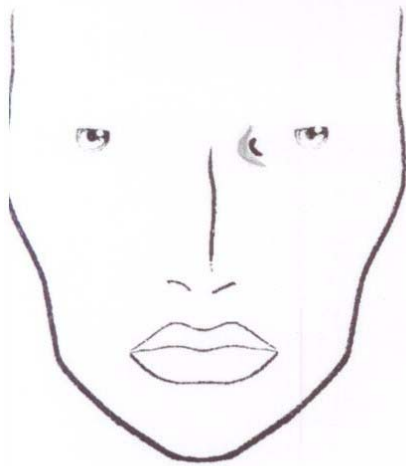
- Glue fake eyelashes from start of lashes to end just above the lash line (may need to cut to fit)

- apply mascara to top and bottom.



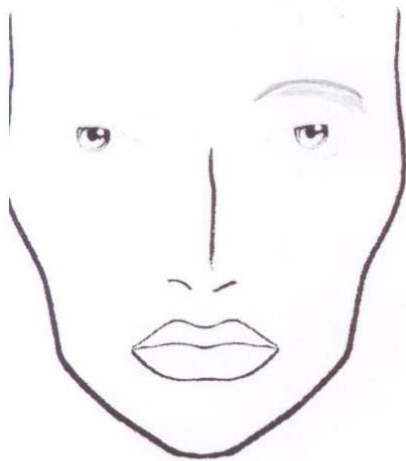
- Use liquid eyeliner along eye from start of lashes to just past. Easier if lid is closed.

- line underneath eye with liquid or pencil. Do not go all the way in to inside corner. Make sure "wings" point up.



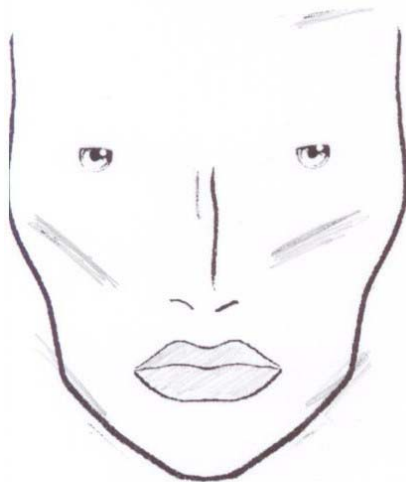
(lip) 3
Use red eye liner on inside
of tear duct (optional)

Use more gold shadow
on inside of tear duct.
Blend with red if used.



Use dark brown eyeshadow
with angular brush to define
eyebrows.

Use a q-tip swirled in a
little vaseline to apply
glitter along the white on
the outside of eye.



Apply blush
- hairline
- cheek bone
- nose
- jaw

Use red liner to line lips,
and fill in with red lipstick.